

Support care needs in the immediate post-cancer phase : Survey of a paediatric population

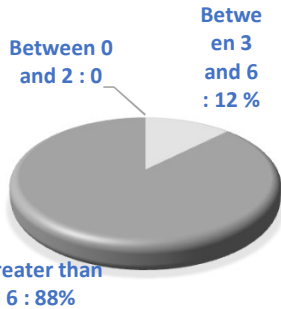
Aurélié Terry + Amandine Bertrand + Christelle Ribeiron, Florence Granjard-Goy, Severine Bouttefroy

Supportive care in oncology is a "set of care and support services required by patients throughout the course of their illness, in conjunction with specific oncological or onco-hematological treatment when available".

Cancer Plan 2003-2007 - measure 42 -

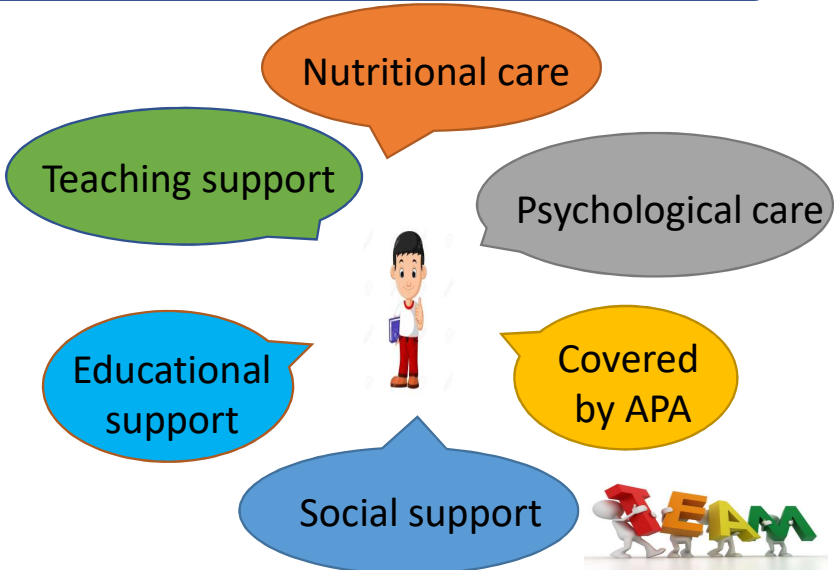
Identifying the need for supportive oncology care at the end of the active phase for children aged 8 to 15

PERCEIVED FATIGUE SCALE FROM 0 TO 10

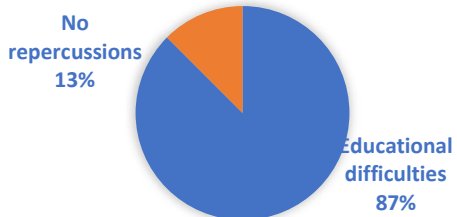


At the end of the active phase, we found that :

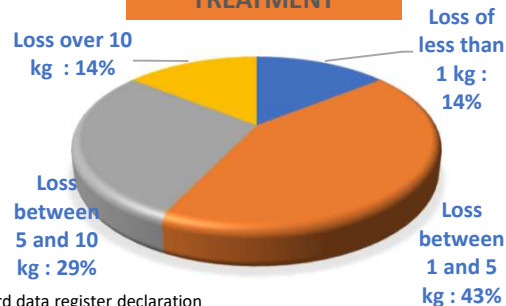
- 80% of patients feel psychologically fragile after their treatment
- 80% of patients noted difficulties at school during their treatment
- 50% of patients find it extremely difficult to remain active
- 71% of patients experience social difficulties after such treatment
- 100% of patients had nutritional support, with over 63% significantly losing weight.



TREATMENT-RELATED REPERCUSSIONS ON SCHOOLING



WEIGHT LOSS DURING TREATMENT



-Supportive care in oncology involves coordination and communication with in a multidisciplinary team.
-At the end of the active phase, patients may feel abandoned at the end of the active phase.
 ➤ **Supportive care must be maintained, including during the transition between the active phase and the monitoring phase**